



Tricentis Tosca - From Zero to Expert

My Tricentis Tosca Journey

Prepared By: Ian Kim

Role: Test Consultant

Email: ian.kim@ttcglobal.com

8th September 2022




Agenda

1. What is Tricentis Tosca?
2. What resources are available?
3. Tips to maximise learning
4. My own experience
5. Reflection

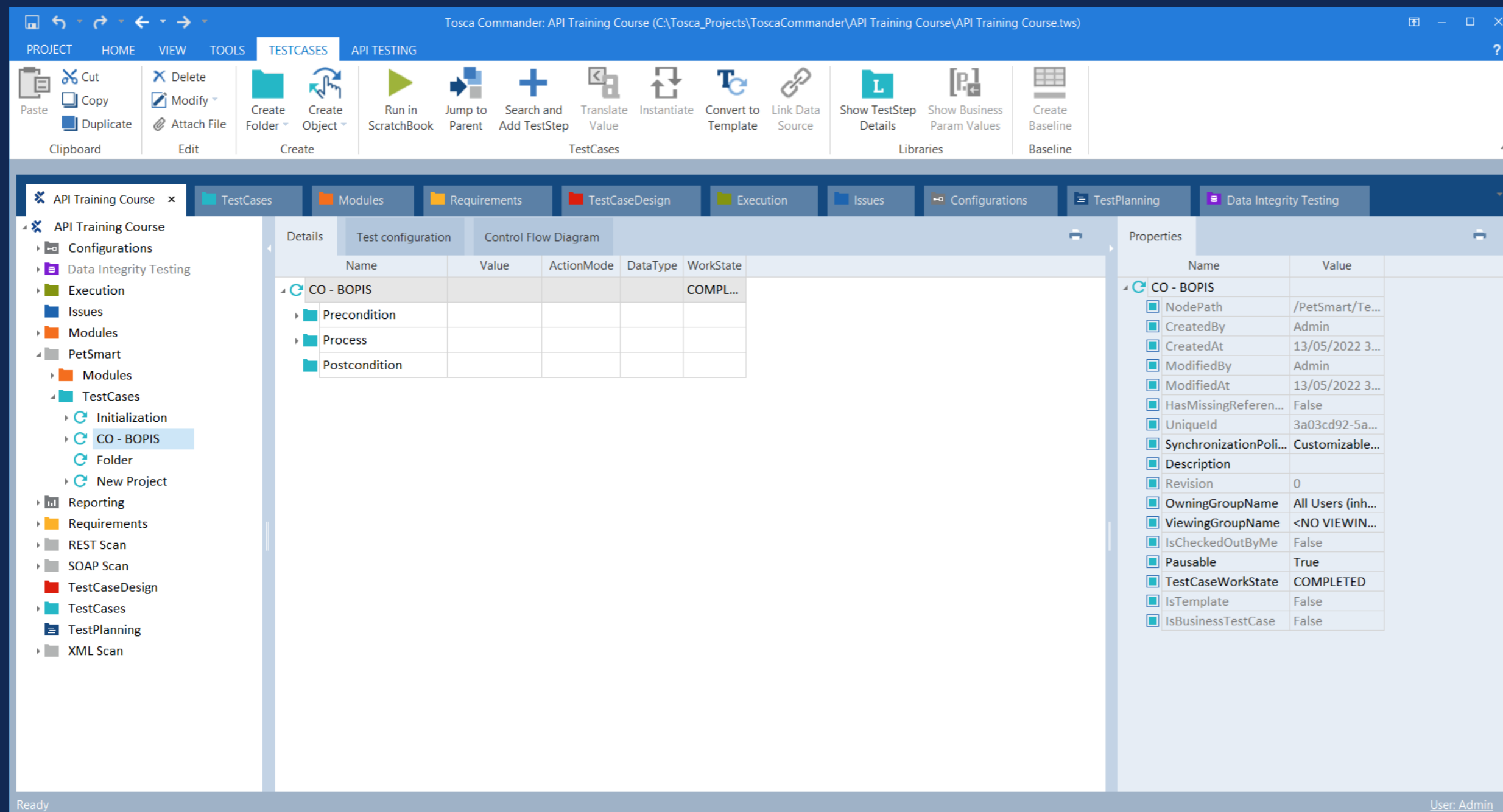
Brief introduction – Who am I?

Who am I?

- ✓ University of Auckland – Information Systems & Finance
- ✓ Joined TTC in late 2020 via TTC Graduate Programme
- ✓ Began Tricentis Tosca training immediately under TTC's Global Tricentis Practice



What is Tricentis Tosca?



- Tricentis Tosca is an automation tool that works to optimise and accelerate end-to-end testing for software applications.

- Codeless, AI-powered and easy to learn.

What resources are available?

What resources are available?




Tricentis Academy



Tricentis Tosca Manual



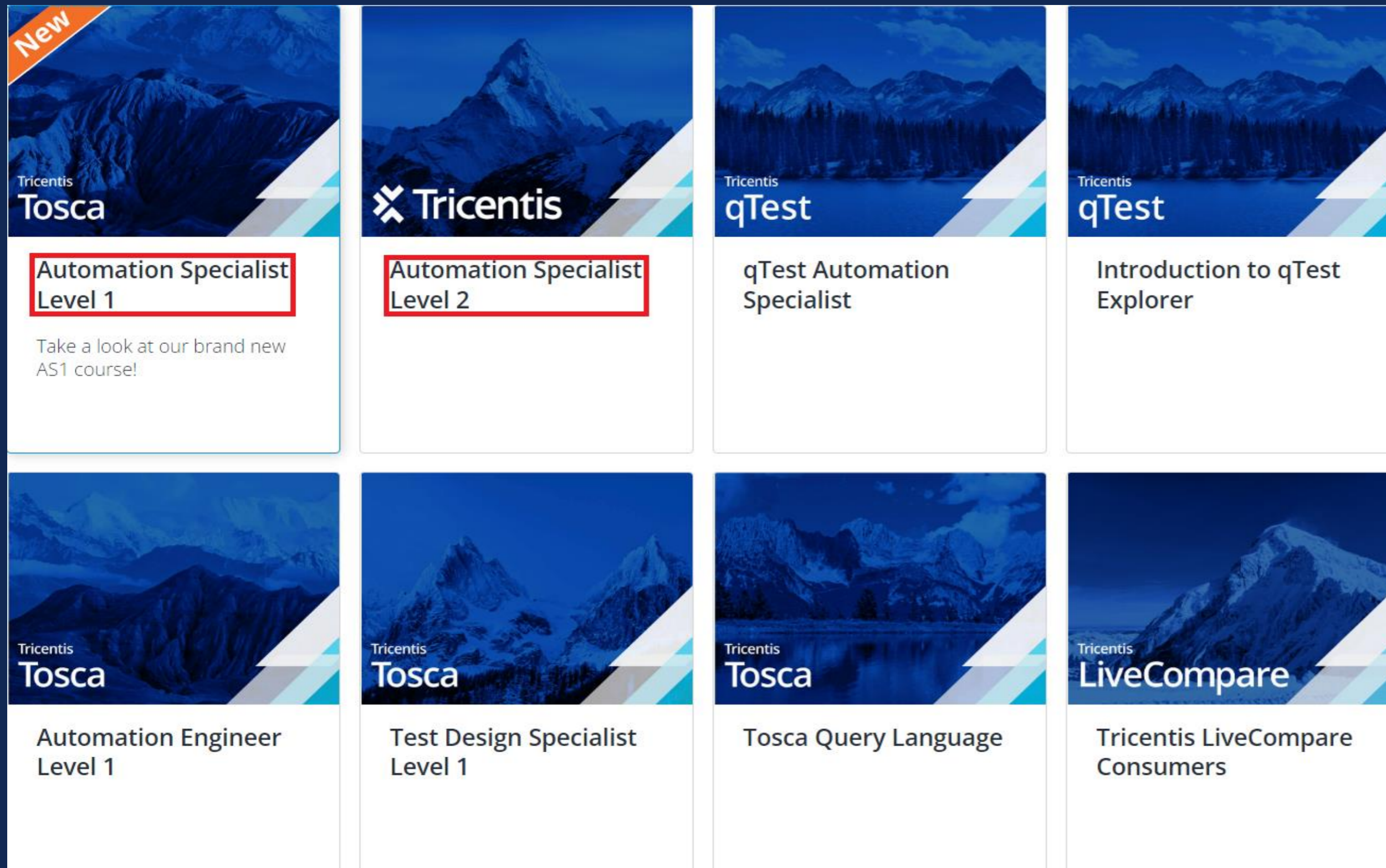
Experts/Experienced
Staff



Internet

What resources are available?

Tricentis Academy



- 30+ courses available on Tricentis Academy
- Automation Specialist 1 & 2 are most fundamental
- Other courses highly useful



Tricentis School

CERTIFICATE OF ACHIEVEMENT

Awarded To

IAN KIM

For Completing

Automation Specialist Level 1

On: 2020-12-06

Serial No.

cert_4bf1gd3d

A handwritten signature in blue ink that reads 'Thomas Wirth'.

Thomas Wirth
VP Education

What resources are available?

Tricentis Tosca Manual

The screenshot displays the Tricentis Tosca Manual 14.2 LTS interface. On the left is a navigation pane with a search bar and a list of control types including Button, CheckBox, ComboBox, Control groups, GenericGUI, Image, Label, Link, Listbox, Menu, RadioButton, Slider, TabControl, and Table. The main content area shows three examples of table verification:

Example 4 - Selecting a specific row when there are several equal entries

Name	Value	ActionMode	DataType
First name	Jane	Verify	String
Last name	Miller	Verify	String

Example 5 - Selecting the last row and entering values into embedded controls

In the table, the second row with the attribute **First name** including the value **Peter** and the attribute **Last name** including the value **Smith**, is searched for. The value **#2** has to be entered for the selection. In this row, the engine should verify whether the attribute **Date of birth** has the value **1/3/1901**.

Name	Value	ActionMode	DataType
Table		Select	String
#2		Select	String
First name	Peter	Constraint	String
Last name	Smith	Constraint	String
Date of birth	1/3/1901	Verify	String

Example 6 - Selecting the last row and entering values into embedded controls

The engine searches for the last row of the table using the syntax **\$last**. The attributes **First name** including the value **Marc**, **Last name** including the value **Walker** and **Date of birth** including the value **12/24/1980**, should be entered into this row. Each one of these cells contains an embedded textbox.

Name	Value	ActionMode	DataType
Table		Select	String

- Builds further upon knowledge gained in courses
- Some concepts are not as extensively covered during courses
- Tosca Manual provides more detailed explanation

What resources are available?

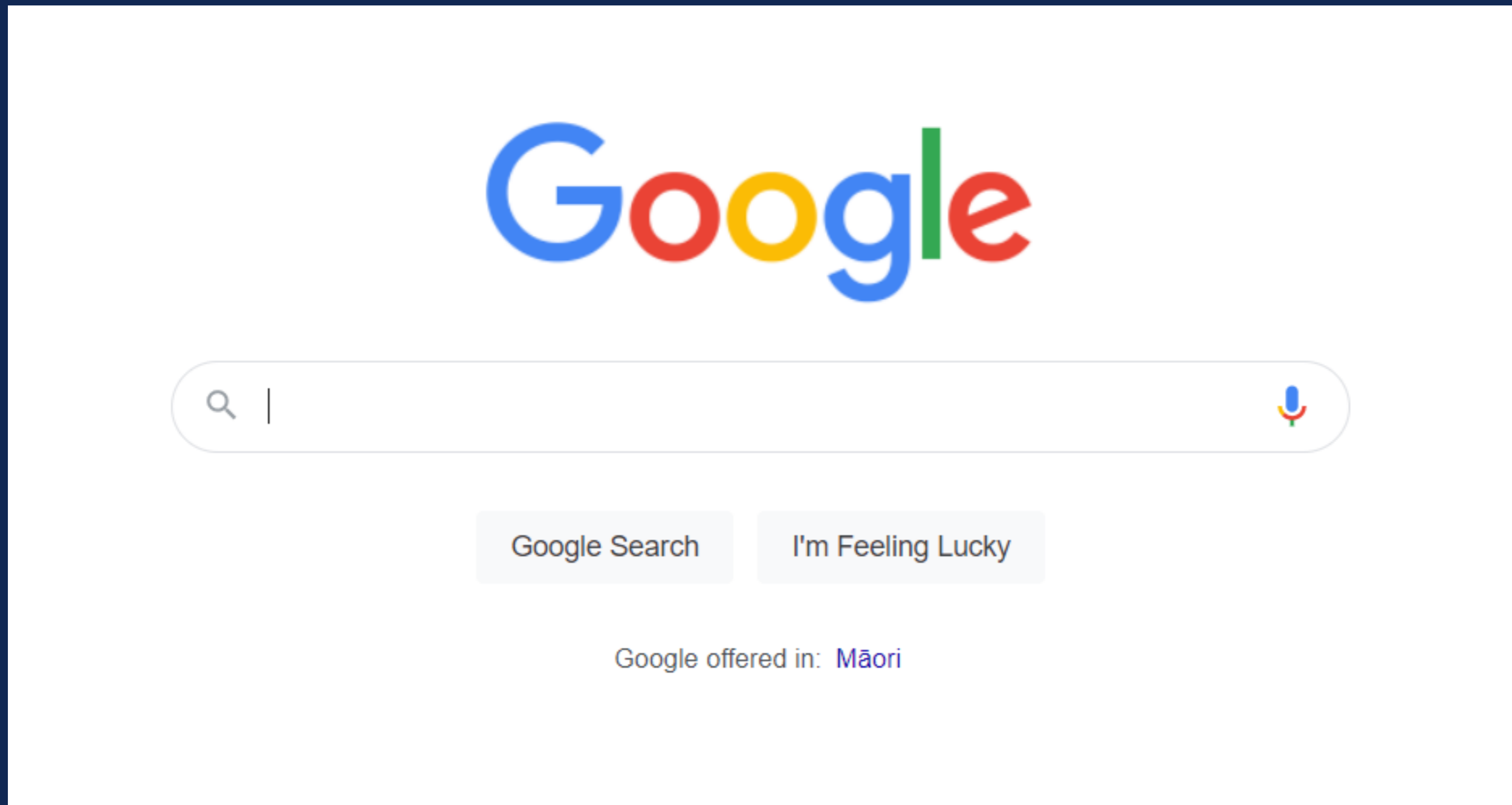
Experts/Experienced Staff



- Most significant support channel post-initial training
- More experienced members of the TTC team to provide knowledge & wisdom

What resources are available?

The Internet



- Useful for filling the gaps in knowledge through a simple Google search

Tips to maximise learning

Tips to maximise learning

- Gain a solid understanding of the concepts gained from each exercise in the course.
- Experiment & create own examples using concepts gained.
- Practice makes perfect!
- Ask questions!
- Manual testing?

Details	Test configuration	Control Flow Diagram			
	Name	Value	ActionMode	DataType	WorkState
CO - BOPIS					COMPL...
Precondition					
Initialization Req...					
Initialization Res...					
Process					
BOPIS Request					
BOPIS Response					
New Message Re...					
New Message Re...					
Postcondition					




My own experience

My own experience

How intimidating was it to start and how less intimidating (hopefully) you found it as you went through it?

- As someone from a non-technical IT background, I had a lot of doubts if I would be able to meet expectations.
- Tricentis Academy courses are straightforward and easy to understand.
- Easy to learn for someone from non-IT background.



My own experience




Initial Training

Tricentis Academy

Building working knowledge of
Tricentis Tosca tool

Roughly 1-2 months



Real-life Project

Team members present to
support and assist



Continuous growth

Continued practical experience
=
Continual growth

Reflection

Reflection

What would you do differently (if anything) based on what you know now?



Ask Questions

Not hesitate to reach out for support at initial stages



Practical Experience

Gained most traction in upskilling process through practical experience



Explore & Experiment

Explore and experiment with the tool



Enjoy the learning process

Try not to pressure yourself and enjoy your learning!

Thank you for your attention

Questions?